


## Glass-free Direct-Bonded Solar for Metal Roofs, Boats, Vehicles

Powered by **MERLINSOLAR**  
REDEFINE POSSIBLE

- 55% Lighter than glass solar panels
- 2.5 x power density of thin-film solar
- 50 x more durable than bus bar panels
- Bonds directly to metal, fiberglass, curved surfaces, fabric & more
- Quick/Easy install – Just “peel & stick”
- No mounting hardware, special tools, or surface penetration required
- Delivers 15-20% more energy in real world conditions

### Built for Performance and Durability

- High efficiency, monocrystalline silicon solar cells with Merlin™ Interconnect
- Weather resistant package, sealed junction boxes, durable back-sheet
- Butyl adhesive tested to 150+ mph wind
- Size, Layout, and Junction Box location tailorable to meet layout requirements




### Warranty

Application	Material & Workmanship	Power Output
<b>Rooftop</b>	5-year limited warranty	<ul style="list-style-type: none"> <li>• 90% minimum 10 years</li> <li>• 80% minimum at 20 years</li> </ul>
<b>Transportation</b>	1-year limited warranty	<ul style="list-style-type: none"> <li>• 80% minimum at 5 years</li> </ul>

### Rooftop Solar Qualifications


UL 1703  
IEC 61215 / 61730



# Nishati Endurance™ Flex

## Example Characteristics<sup>1</sup>

Nishati Endurance Model	EF-110	EF-160 / 160X	EF-170 / 170X	EF-330 / 340
PV Solar Cell Type	mc-Si PERC	mc-Si	mc-Si PERC	mc-Si / mc-Si PERC
Number of cells	24	36	36	72 (2 x 36 in parallel)
Cell Layout	2x12	2x18 / 6x6	2x18 / 6x6	6x12
Dimensions (L x W)	79.9" x 14.7"	117.4" x 14.7" / 42.0" x 38.9"	117.4" x 14.7" / 42.0" x 38.9"	78.4" x 43.7"
Back-sheet color <sup>2</sup>	White	White	White	White
PV Solar Cell Efficiency	21.5	20.5	21.5	20.5/21.5
Maximum Rated Power, Pmax (W) <sup>3</sup>	114	165	172	330 / 344
Voltage at Maximum Power, Vmp (V)	12.93	19.3	19.56	19.3/19.56
Current at Maximum Power, Imp (A)	8.81	8.54	8.81	8.54 / 8.81
Open Circuit Voltage, Voc (V)	15.95	23.0	23.9	23.0 / 23.9
Short Circuit Current, Isc (A)	9.10	8.81	9.10	8.81 / 9.10
Active Area Module Efficiency (%)	19.4	18.4	19.4	18.4 / 19.4
Termination	J-box with PV cable & polarized connectors			
1. STC standard test conditions: 1000 W/m <sup>2</sup> intensity, Air Mass 1.5, 25°C cell temperature. Power tolerance is ±5.0% at STC. The electrical characteristics are within ± 5.0% unless otherwise specified. 2. Black and other colors available. Performance may vary. 3. Stabilized Power				



2200 E. Williams Field Rd. Ste 200  
 Gilbert, AZ 85295  
 571-999-3482



Website: [www.nishati-us.com](http://www.nishati-us.com)

Patents: [www.nishati-us.com/patent](http://www.nishati-us.com/patent)

E-mail inquiries: [Info@nishati-us.com](mailto:Info@nishati-us.com)